



Automotive

Autowork Online[®]

R199 UK Release notes

Release note summary July 2025

Your Business Your Way



Table of contents

Introduction	3
Diary Settings Page	3
Enable time slots	3
Enable Custom Job Information	4
Custom job information and colour coding	6
With custom colours	6
With default colour applied	6
No Time slot view	7
Bugs / Miscellaneous Items	8

Introduction

The r199 release for AutoWork Online (AWOL) has focused around implementing a few new features for the revamped diary page. Exact details of these new features can be found below.

Furthermore, there have also been a variety of bug fixes and back end improvements this version, details can be found in the bugs / miscellaneous items section.

Diary Settings Page

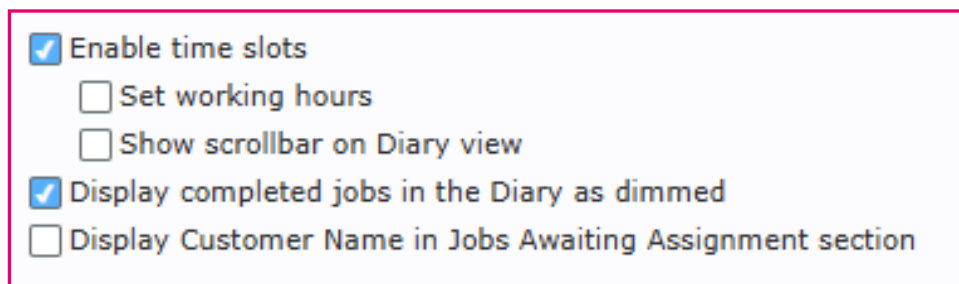
The Diary settings page has undergone a few changes in order to make available a few new features as well make some of the older ones easier to use.

Enable time slots

In the initial implementation of the revamped diary, enable time slots would simply enable the ability to set the diary working hours. In r199 however Enable time slots will serve a greater purpose.

When "Enable time slots" is ticked it will:

- Open up the section to set specific working hours.



☒ Enable time slots

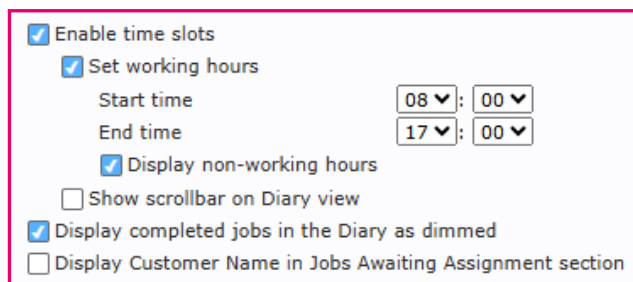
☐ Set working hours

☐ Show scrollbar on Diary view

☒ Display completed jobs in the Diary as dimmed

☐ Display Customer Name in Jobs Awaiting Assignment section

- Once Set Working hours is then checked the user will be able to select the start and end times for the garage and also choose if they want to show non-working hours on the diary.



☒ Enable time slots

☒ Set working hours

Start time 08:00

End time 17:00

☒ Display non-working hours

☐ Show scrollbar on Diary view

☒ Display completed jobs in the Diary as dimmed

☐ Display Customer Name in Jobs Awaiting Assignment section

When "Enable time slots" is not checked it will completely remove timeslots from the diary view, and the diary will be transformed into a list view for each bay. Examples will be covered in the No Time slot view section further down.

Enable Custom Job Information

A new item added that was not previously in the settings for the diary is adding in the ability to customise the way jobs are shown to the user on the diary page.

☒ Enable time slots

☒ Set working hours

Start time :
 End time :

☒ Display non-working hours

☐ Show scrollbar on Diary view

☒ Display completed jobs in the Diary as dimmed
 ☐ Display Customer Name in Jobs Awaiting Assignment section

☐ Enable Custom Job Information

Once checked, the user will be provided 3 boxes to customise the information shown on each of the 3 lines on the diary per event.

1

2

3

Mr & Mrs Patrick McGarry
 7PJM BMW 3 Series 2012
 Doors

☒ Enable Custom Job Information

Select which information to display for each Job in the Diary

Line 1

Job Duration
 Make
 Job No

Line 2

Customer Account
 Model

Line 3

Customer Name
 Work Type
 Job Status

Autowork Online R199 UK Release Notes

4

To adjust these selections the user can choose which line they would want to adjust (1,2,3), select the additional field they want from dropdown next to the lines and click the add button.

Select which information to display for each Job in the Diary

Reg ▼
Line 1 ▼
Add

To remove or reorder items, users can utilise the arrows and red cross next to each box

Line 1	Line 2	Line 3
Job Duration	Customer Account	Customer Name
Make	Model	Work Type
Job No		Job Status

The following fields are able to be added:

- Job Duration
- Make
- Job Number
- Reg
- Model
- Customer Account
- Customer Name
- Work Type
- Job Status

Finally, the user will also be able to choose if they would like apply the chosen colour code (Work Type / Job status) to the 1st line of the diary entry.

Line 1	Line 2	Line 3
Job Duration	Customer Account	Customer Name
Make	Model	Work Type
Job No		Job Status

☒ Apply Job colour code selection to first line

Custom job information and colour coding

Below we can see an example of the new job information details and colour coding being applied. If no work type / status is selected, or the none option is chosen in settings for colour coding the job will have a default colour coding applied.

With custom colours

<div> <div> <div><</div> <div>Friday 27 Jun 2025</div> <div>></div> </div> <div> <div>Print</div> <div>Advance Jobs</div> </div> </div>			
	Bay1	Bay4	bay2
All Day	J003557 [0.25] Wait on parts		
	J003561 [1.00] Pre Arrival		
Untimed	J003569 [0.75] Pre Arrival	J003562 [4.00] Completed	J003547 [0.25] In Progress
	J003572 [0.25] Wait on parts +1 More		J003552 [0.25] Pre Arrival
10am	J003540 [2.00] On ... V5UWA Ford Mustang T862190 Ruk Nobody ...	J003565 [0.25] Completed	J003556 [0.25] Wa...
		J003519 [1.00] Pre Arrival CJC2 BMW 4 Series ISA001 Mr Diya Isaacs RADIATOR	CASH Cash Customer
11am	J003549 [2.00] St... DE45TYU Volkswage... CASH Cash Customer		J003550 [0.25] I...
		J003563 [0.50] In Progress	
12pm		GK14AMV Hyundai i10 CASH Cash Customer	J003564 [0.25] In Progress
1pm			

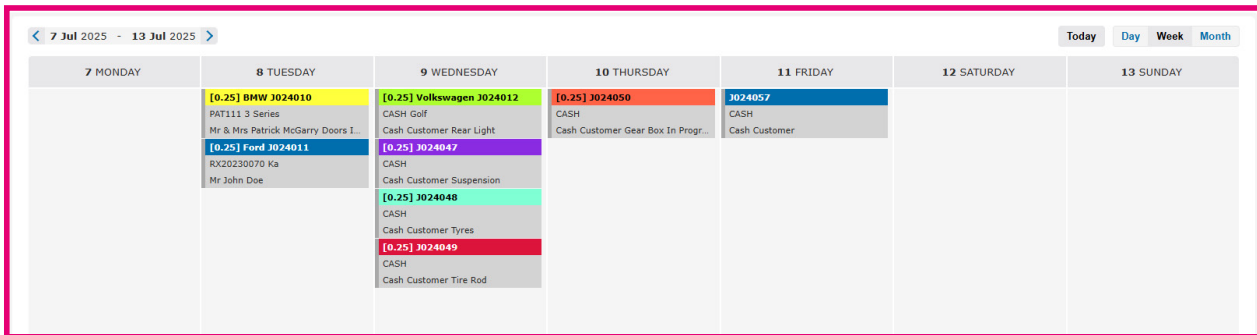
With default colour applied

<div> <div> <div><</div> <div>Friday 27 Jun 2025</div> <div>></div> </div> <div> <div>Print</div> <div>Advance Jobs</div> </div> </div>			
	Bay1	Bay4	bay2
All Day	J003557 [0.25] Wait on parts		
	J003561 [1.00] Pre Arrival		
Untimed	J003569 [0.75] Pre Arrival	J003562 [4.00] Completed	J003547 [0.25] In Progress
	J003572 [0.25] Wait on parts +1 More		J003552 [0.25] Pre Arrival
10am	J003540 [2.00] On ... V5UWA Ford Mustang T862190 Ruk Nobody ...	J003565 [0.25] Completed	J003556 [0.25] Wa...
		J003519 [1.00] Pre Arrival CJC2 BMW 4 Series ISA001 Mr Diya Isaacs RADIATOR	CASH Cash Customer
11am	J003549 [2.00] St... DE45TYU Volkswage... CASH Cash Customer		J003550 [0.25] I...
		J003563 [0.50] In Progress	
12pm		GK14AMV Hyundai i10 CASH Cash Customer	J003564 [0.25] In Progress
1pm			

No Time slot view

Below we can see an example of what the new no time slot view will look like. This view will also inherit the settings from the customer job information section if applicable.

Important note. In this view, normal functionality will remain where the user can double click and entry make use of the multi-event functionality, splitting the job into multiple bays / multiple days.



7 MONDAY	8 TUESDAY	9 WEDNESDAY	10 THURSDAY	11 FRIDAY	12 SATURDAY	13 SUNDAY
	[0.25] BMW J024010 PAT111 3 Series Mr & Mrs Patrick McGarry Doors I... [0.25] Ford J024011 RX20230070 Ka Mr John Doe	[0.25] Volkswagen J024012 CASH Golf Cash Customer Rear Light. [0.25] J024047 CASH Cash Customer Suspension [0.25] J024048 CASH Cash Customer Tyres [0.25] J024049 CASH Cash Customer Tire Rod	[0.25] J024050 CASH Cash Customer Gear Box In Progr...	J024057 CASH Cash Customer		

In this view there is no dedicated All day or untimed slot, just a singular container for each bay / day (in week view).

Bugs / Miscellaneous Items

The following bugs / miscellaneous have been addressed within r199.

Ref nr	Bug / Defect description
51270	TeamView - UI Improvements for small mobile device (Text overlapping buttons)
60829	Usual driver field containing more than 40 characters causes error on crediting invoice
143335	Purchase ledger due/paid column not populating
144986	Incorrect balance on invoice caused by refunding
145194	Editing a deferred work entry from the deferred work report resets the search results to blank
145804	Username auto fills WIP filter box when moving job
153926	Consumables does not read default nominal code if left blank
154092	Work history print only prints qty's as whole numbers
155088	Sage export files export with duplicate .csv file extension
155157	TeamView - Decimal points can be entered into the mileage field
213926	Tyre Markon Matrix not working
214239	Default payment method doesn't apply to payment screen when paying off invoices previously created
216918	invalid email characters – Following characters allowed for email: !#\$%&'*+,-/=^_`{ }~
219810	Cash customer with contact details lost on credits
222279	WIP tab not loading
227151	Wrong credit figures displayed on large totals in Credit note screen
229858	Console Error on Vehicle Registration Screen
230447	Repair times view UI fix for cut off text
230920	Planned hours are not reset when the job is removed from the diary
232611	Sales Ledger 'Pay' Button enabled when there is no payment method on page load
240009	Diary entry flyout in month view is cut off
240243	Updating VRM does not update reminders
240823	Planned hours not updated when we drag to extend job in diary
240824	Due in information is not reset when job is reassigned to awaiting assignment via flyout
242193	ContactName not recording all character for invoices, estimates and jobs (long names)
243910	Very Long Vehicle Details are cut-off on Schedule Printout
244514	Uncaught error when adding a Technician



Get in touch with
us today and
discover how Klipboard
can transform
your business.

UK +44 (0) 1488 662 000

hello@klipboard.com

www.klipboard.com

Your Business Your Way

